

# A Discrete Approach to Model Gene Regulatory Networks and the Use of Formal Logic to Propose New Wet Experiments


Gilles Bernot

University of Nice SOPHIA ANTIPOLIS, I3S laboratory



Acknowledgments:

*Observability Group* of the Epigenomics Project



# Menu

1. Simulation *vs.* Validation
2. Formal Methods for the Modelling Activity
3. Gene Regulatory Networks & Temporal Logic
4. Pedagogical example: *Pseudomonas aeruginosa*

# Mathematical Models and Simulation

1. Rigorously encode sensible knowledge into mathematical formulae
2.
  - Some parameters are well defined, e.g. from biochemical knowledge
  - Some parameters are limited to some intervals
  - Some parameters are *a priori* unknown
3. Perform lot of simulations, compare results with known behaviours, and propose some credible values of the unknown parameters which produce acceptable behaviours
4. Perform additional simulations reflecting novel situations
5. If they predict interesting behaviours, propose new biological experiments
6. Simplify the model and try to go further

# Mathematical Models and Validation

“Brute force” simulations are not the only way to use a computer. We can offer computer aided environments which help:

- to avoid models that can be “tuned” *ad libitum*
- to validate models with a reasonable number of experiments
- to define only models that could be experimentally refuted
- to prove refutability w.r.t. experimental capabilities

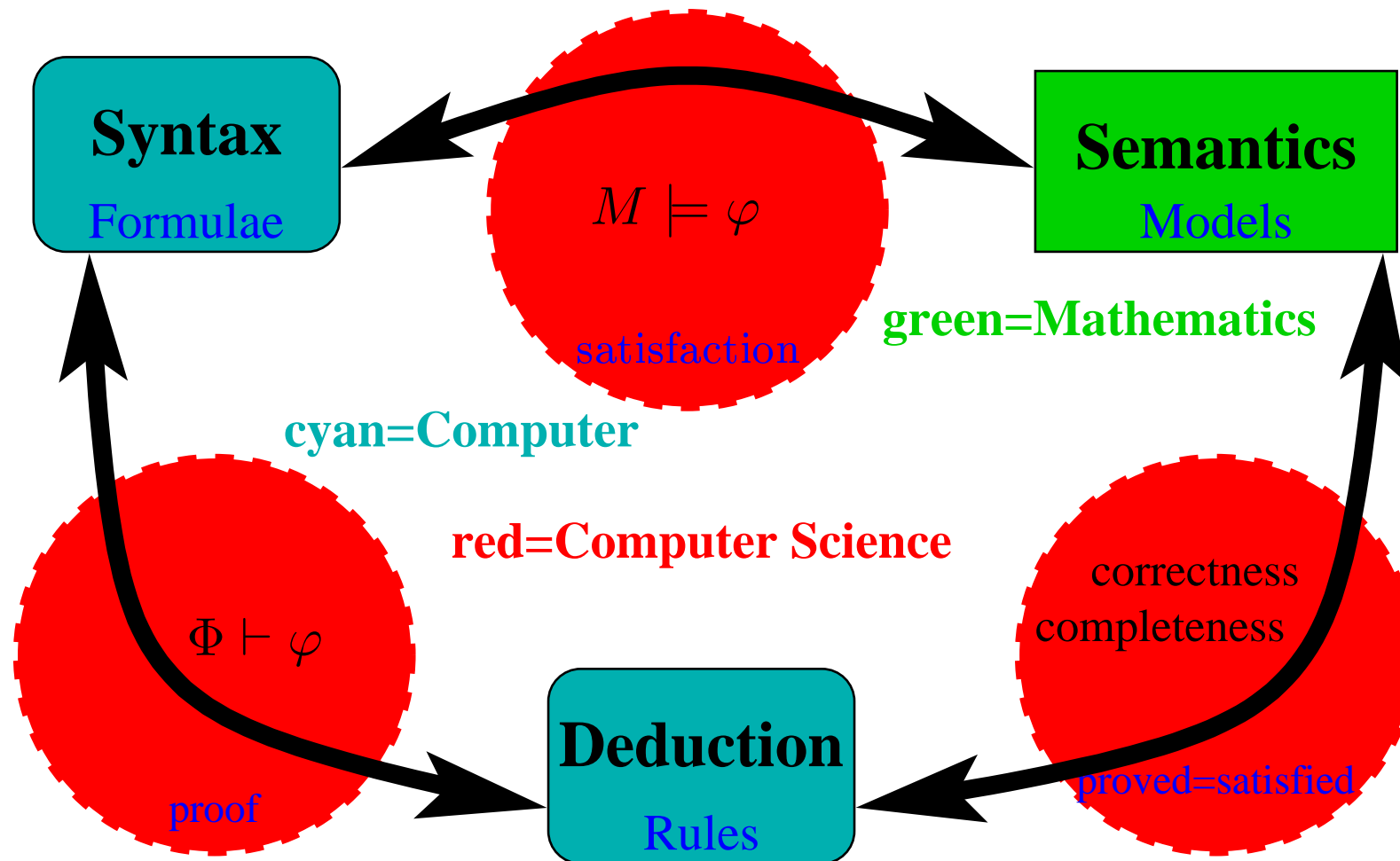
*Observability* issues:

*Observability Group*, Epigenomics Project.

# Menu

1. Simulation *vs.* Validation
2. Formal Methods for the Modelling Activity
3. Gene Regulatory Networks & Temporal Logic
4. Pedagogical example: *Pseudomonas aeruginosa*

# Formal Logic: syntax/semantics/deduction



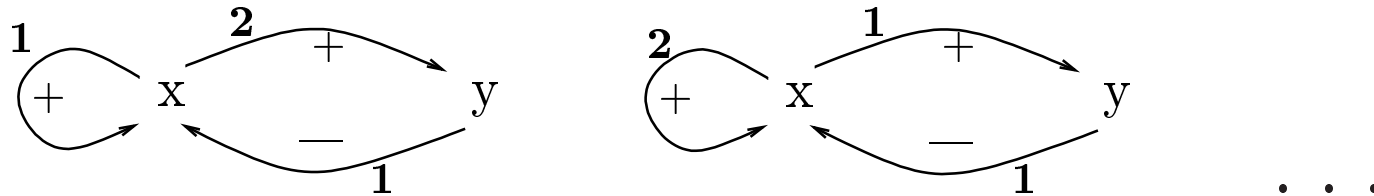
# Computer Aided Elaboration of Models

From biological knowledge and/or biological hypotheses, it comes:

- **properties:**

*“Without stimulus, if gene  $x$  has its basal expression level, then it remains at this level.”*

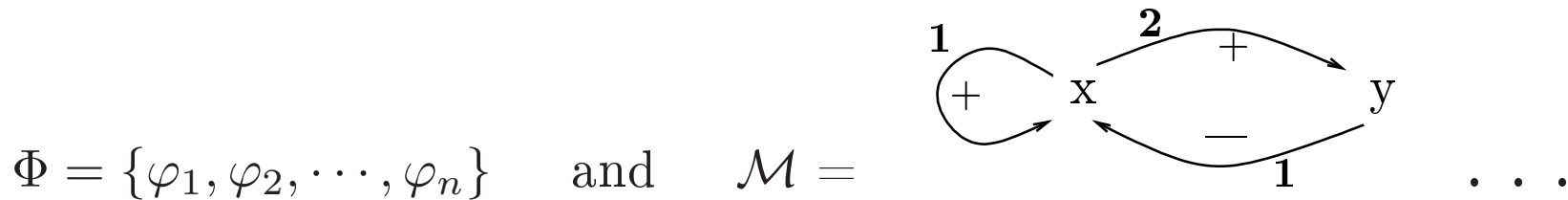
- **model schemas:**



Formal logic and formal models allow us to:

- verify hypotheses and check consistency
- elaborate more precise models incrementally
- suggest new biological experiments to efficiently reduce the number of potential models

# The Two Questions



1. Is it possible that  $\Phi$  and  $\mathcal{M}$  ?

**Consistency** of knowledge and hypotheses. Means to select models belonging to the schemas that satisfy  $\Phi$ .

$$(\exists? M \in \mathcal{M} \mid M \models \varphi)$$

2. If so, is it true *in vivo* that  $\Phi$  and  $\mathcal{M}$  ?

Compatibility of one of the selected models with the biological object. Require to propose experiments to **validate** (or **refute**) the selected model(s).

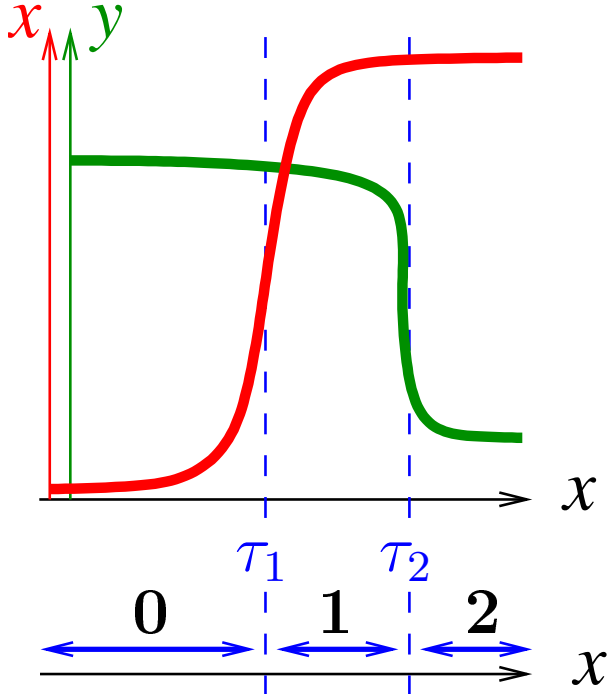
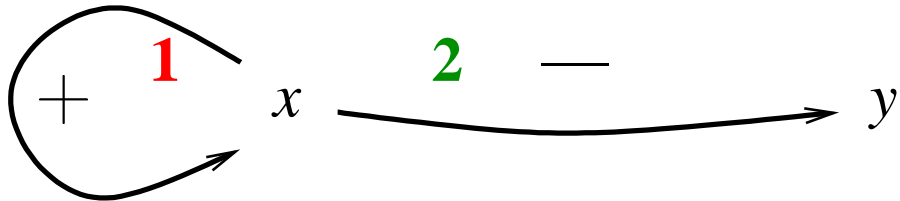

→ Computer aided *proofs* and *validations*



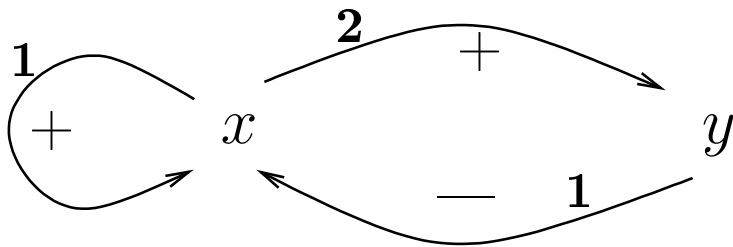
# Menu

1. Simulation *vs.* Validation
2. Formal Methods for the Modelling Activity
3. Gene Regulatory Networks & Temporal Logic
4. Pedagogical example: *Pseudomonas aeruginosa*

# Multivalued Regulatory Graphs



# Regulatory Networks (R. Thomas)

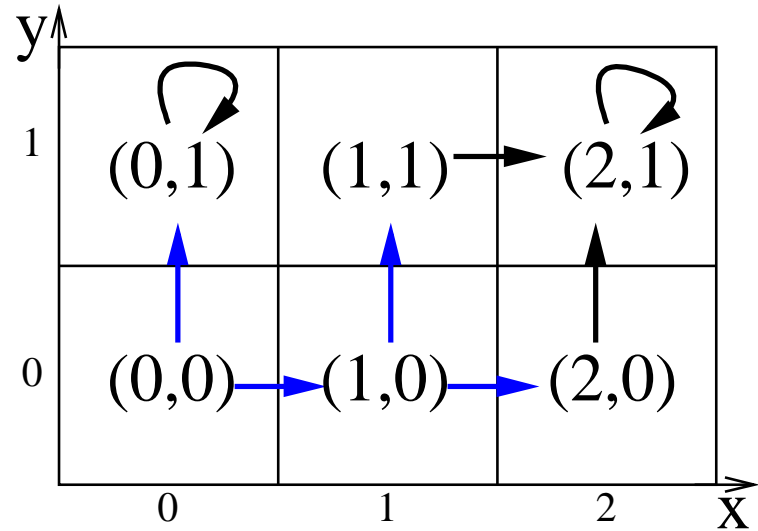


Basal level :  $K_x$   $K_y$   
 $x$  helps :  $K_{x,x}$   $K_{y,x}$   
Absent  $y$  helps :  $K_{x,\bar{y}}$   
Both :  $K_{x,x\bar{y}}$

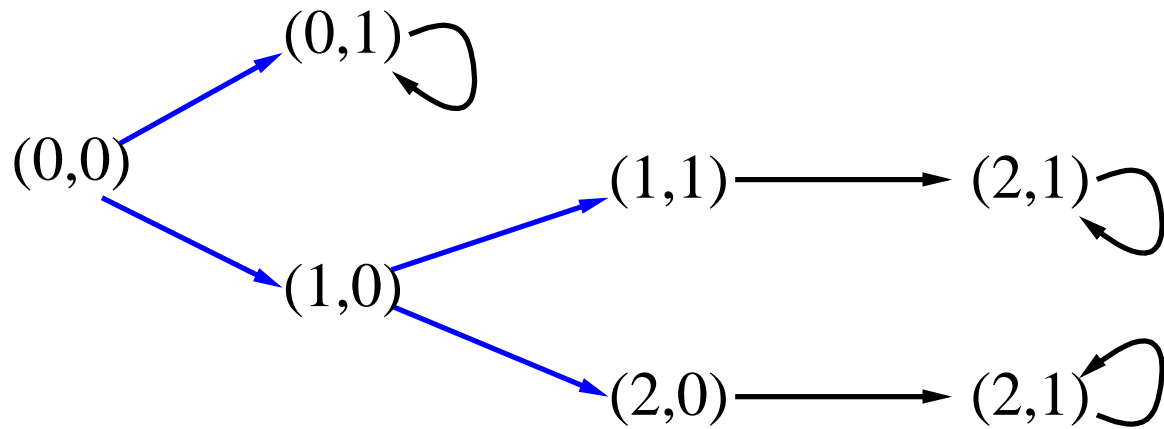
$(x,y)$	<u>Image</u>
(0,0)	$(K_{x,\bar{y}}, K_y)$
(0,1)	$(K_x, K_y)$
(1,0)	$(K_{x,x\bar{y}}, K_y)$
(1,1)	$(K_{x,x}, K_y)$
(2,0)	$(K_{x,x\bar{y}}, K_{y,x})$
(2,1)	$(K_{x,x}, K_{y,x})$

# State Graphs

<u><math>(x,y)</math></u>	<u>Image</u>
$(0,0)$	$(K_{x,\bar{y}}, K_y) = (2,1)$
$(0,1)$	$(K_x, K_y) = (0,1)$
$(1,0)$	$(K_{x,x\bar{y}}, K_y) = (2,1)$
$(1,1)$	$(K_{x,x}, K_y) = (2,1)$
$(2,0)$	$(K_{x,x\bar{y}}, K_{y,x}) = (2,1)$
$(2,1)$	$(K_{x,x}, K_{y,x}) = (2,1)$



Time has a tree structure:



# CTL = Computation Tree Logic

**Atoms** = comparaisons :  $(x=2)$   $(y>0)$  ...

**Logical connectives:**  $(\varphi_1 \wedge \varphi_2)$   $(\varphi_1 \implies \varphi_2)$  ...

**Temporal connectives:** made of 2 characters

<u>first character</u>	<u>second character</u>
$A$ = for <b>A</b> ll path choices	$X$ = ne <b>X</b> t state
$E$ = there <b>E</b> xist a choice	$F$ = for some <b>F</b> uture state
	$G$ = for all future states ( <b>G</b> lobally)
	$U$ = <b>U</b> ntil

$AX(y = 1)$  : the concentration level of  $y$  belongs to the interval 1 in all states directly following the considered initial state.

$EG(x = 0)$  : there exists at least one path from the considered initial state where  $x$  always belongs to its lower interval.

## Question 1 = Consistency

1. Draw all the sensible regulatory graphs with all the sensible threshold allocations. It defines  $\mathcal{M}$ .
2. Express in CTL the known behavioural properties as well as the considered biological hypotheses. It defines  $\Phi$ .
3. Automatically generate all the possible regulatory networks derived from  $\mathcal{M}$  according to all possible parameters  $K\dots$ .  
Our software platform SMBioNet handles this automatically.
4. Check each of these models against  $\Phi$ .  
SMBioNet uses model checking to perform this step.
5. If no model survive to the previous step, then reconsider the hypotheses and perhaps extend model schemas...
6. If at least one model survives, then the biological hypotheses are consistent. Possible parameters  $K\dots$  have been indirectly established. **Now Question 2 has to be addressed.**

## Theoretical Models $\leftrightarrow$ Experiments

CTL formulae are satisfied (or refuted) w.r.t. a set of paths from a given initial state

- They can be tested against the possible paths of the theoretical models ( $M \models_{Model\ Checking} \varphi$ )
- They can be tested against the biological experiments ( $Biological\_Object \models_{Experiment} \varphi$ )

CTL formulae link theoretical models and biological objects together

## Question 2 = Validation

1. Among all possible formulae, some are “observable” i.e., they express a possible result of a possible biological experiment. Let  $Obs$  be the set of all observable formulae.
2. Let  $\Lambda$  be the set of theorems of  $\Phi$  and  $\mathcal{M}$ .  $\Lambda \cap Obs$  is the set of experiments able to validate the survivors of Question 1. Unfortunately it is infinite in general.
3. Testing frameworks from computer science aim at selecting a finite subsets of these observable formulae, which maximize the chance to refute the survivors.
4. These subsets are often too big, nevertheless these testing frameworks can be suitably applied to regulatory networks.



# Menu

1. Simulation *vs.* Validation
2. Formal Methods for the Modelling Activity
3. Gene Regulatory Networks & Temporal Logic
4. Pedagogical example: *Pseudomonas aeruginosa*

## Example : cytotoxicity (*P.aeruginosa*)

Terminology about phenotype modification:

**Genetic modification:** inheritable and not reversible (mutation)

**Epigenetic switch:** inheritable and reversible

**Adaptation:** not inheritable and reversible

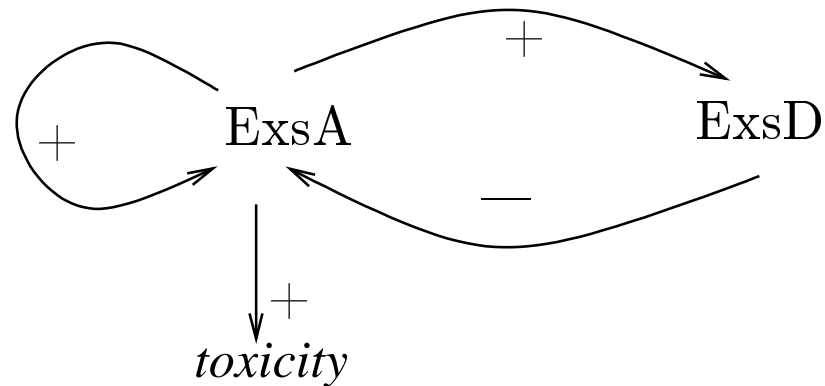
**The biological questions (Janine Guespin):**

is **cytotoxicity** in *Pseudomonas aeruginosa* due to an epigenetic switch ?

[→ cystic fibrosis]

# Cytotoxicity in *P. aeruginosa*

(Janine Guespin and Marceline Kaufman)

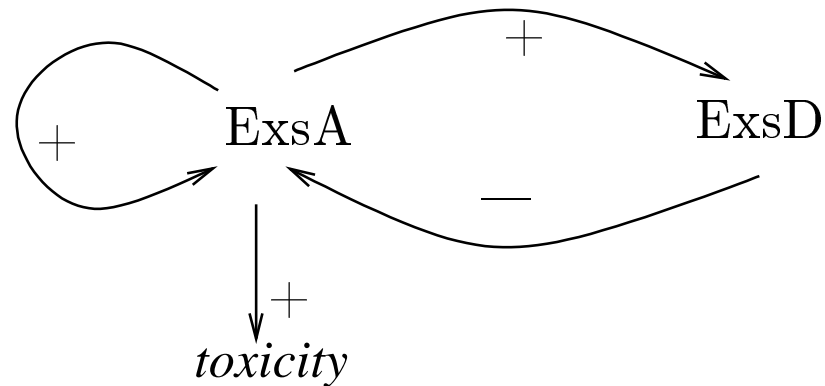


Epigenetic hypothesis =

→ The positive feedback circuit is functional, with a cytotoxic stable state and the other one is not cytotoxic.

→ An external signal (in the cystic fibrosis' lungs) could switch ExsA from its lower stable state to the higher one.

# Consistency of the Hypothesis



One CTL formula for each stable state:

$$(\text{ExsA} = 2) \implies AXAF(\text{ExsA} = 2)$$

$$(\text{ExsA} = 0) \implies AG(\neg(\text{ExsA} = 2))$$

**Question 1, consistency:** proved by *Model Checking*

→ 10 models among the 712 models are extracted by SMBioNet

**Question 2:** and *in vivo* ? ...

# Validation of the epigenetic hypothesis

Question 2 = to validate bistationnarity *in vivo*

Non cytotoxic state:  $(\text{ExsA} = 0) \implies AG(\neg(\text{ExsA} = 2))$

*P. aeruginosa*, with a basal level for ExsA does not become spontaneously cytotoxic: actually validated

Cytotoxic state:  $(\text{ExsA} = 2) \implies AXAF(\text{ExsA} = 2)$

Experimental limitation:

ExsA can be saturated but it cannot be measured

Experiment:

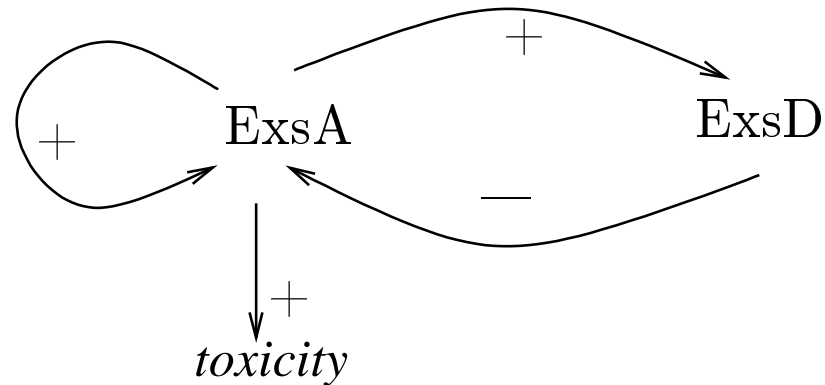
*to pulse ExsA and then to test if toxin production remains*

( $\iff$  to verify a hysteresis)

**This experiment can be automatically generated**

To test  $(\text{ExsA}=2) \implies AXAF(\text{ExsA}=2)$

$\text{ExsA} = 2$  cannot be directly verified but  $\textit{toxicity} = 1$  can be verified.



**Lemma:**  $AXAF(\text{ExsA} = 2) \iff AXAF(\textit{toxicity} = 1)$

(... formal proof by computer ...)

→ To test:  $(\text{ExsA} = 2) \implies AXAF(\textit{toxicity} = 1)$

$$(\text{ExsA} = 2) \implies AXAF(\text{toxicity} = 1)$$

Karl Popper:

to validate = to try to refute

*thus A=false is useless*

experiments must begin with a pulse

$A \implies B$	<i>true</i>	<i>false</i>
<i>true</i>	true	false
<i>false</i>	true	true

The pulse forces the bacteria to reach the initial state  $\text{ExsA} = 2$ .

If the state were not directly controlable we had to prove [lemmas](#):

$$(\text{ExsA} = 2) \iff (\text{something reachable})$$

General form of a test:

$$(\text{something } \underline{\text{reachable}}) \implies (\text{something } \underline{\text{observable}})$$

## Concluding Comments

Behavioural *properties* ( $\Phi$ ) are as much important as *models* ( $\mathcal{M}$ )

Modelling is significant only with respect to the considered experimental *reachability* and *observability* (*Obs*)

**Formal proofs can suggest wet experiments**

Current state of the art / promising proof oriented approaches:

- Timed Hybrid Petri Nets [Sylvie Troncale, Gilles Bernot & Jean-Paul Comet (Product of automaton)]
- Hybrid models with delays [Olivier Roux & al (HyTech), Heike Siebert & Alexander Bockmayr (product of automaton)]
- Constraint programming [Laurent Trilling & Eric Fanchon]
- Towards structural hypotheses [Hans Geiselmann & Hidde de Jong]